


Name _____

Read Picture Graphs



COMMON CORE STANDARD—1.MD.C.4
Represent and interpret data.



Each  stands for 1 child.

Use the picture graph to answer the question.

1. How many children chose



_____ children

2. How many children chose



and _____ altogether?

_____ children

Problem Solving




Write a number sentence to solve the problem.
Use the picture graph at the top of the page.

3. How many more children chose  than  ?


_____ more children

___ ○ ___ ○ ___

4.  **WRITE** Math Use numbers and pictures to show why a row with 6 smiley faces has one more than a row with 5 smiley faces.

Lesson Check (1.MD.C.4)

Use the picture graph to answer the question.



Each 😊 stands for 1 child.

1. How many children do chores at home?
Write the number.

_____ children

2. How many more children answered yes than no? Write a number sentence to solve the problem.

_____ more children

_____ ○ _____ ○ _____

Spiral Review (1.NBT.A.1, 1.NBT.C.5)

3. What number is ten less than 82?
Circle the number. Then write the number sentence.

92

83

81

72

_____ - 10 _____

4. Count forward. What number is missing?
Write the number.

110, 111, 112, _____, 114

580 five hundred eighty



FOR MORE PRACTICE
GO TO THE

Personal Math Trainer