

Name \_\_\_\_\_

# Read Bar Graphs



COMMON CORE STANDARD—1.MD.C.4  
Represent and interpret data.

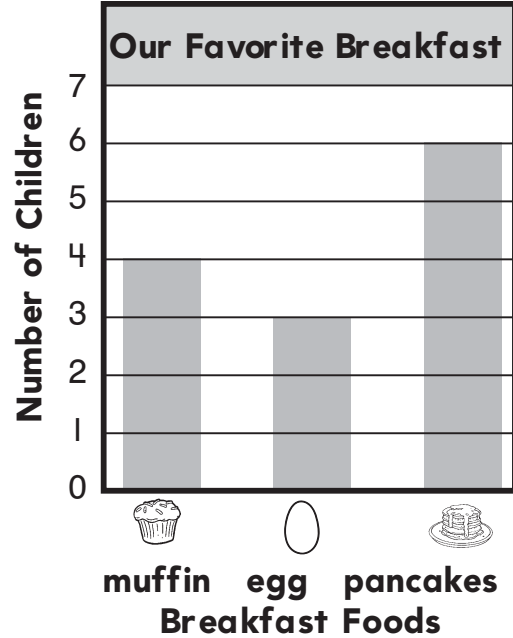
Use the bar graph to answer the question.

1. How many children chose ?

\_\_\_\_\_ children

2. How many more children chose than ?

\_\_\_\_\_ more children



## Problem Solving

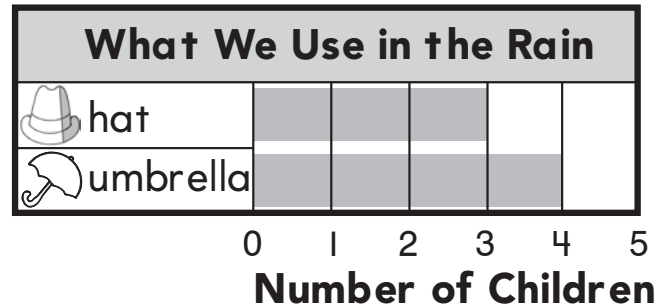


Use the bar graph to answer the question.

3. Claudette uses an . Add her to the graph. Now how many more children use an than a ?

\_\_\_\_\_ more children

Rain Gear

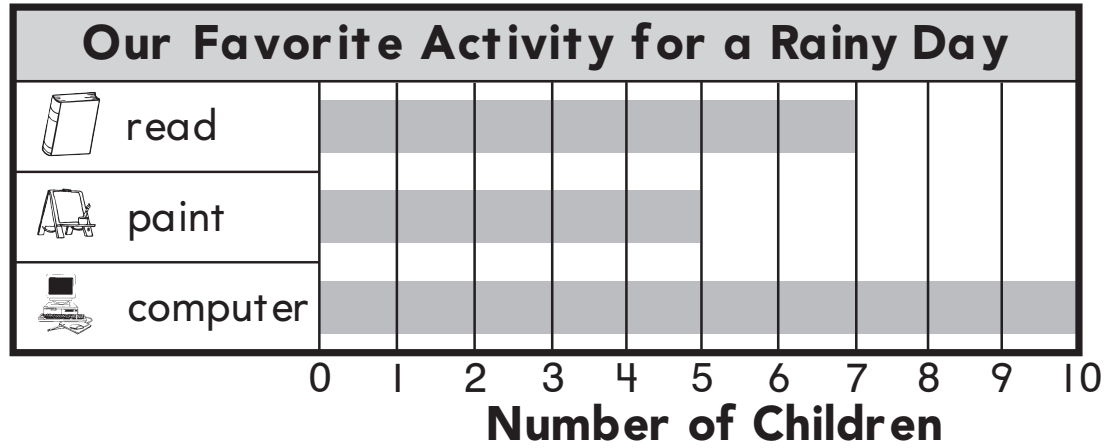


4. Use numbers and pictures to compare two items in a bar graph.

## Lesson Check (1.MD.C.4)

Use the bar graph to answer the question.

Kinds of Activities




1. How many more children chose  than ?  
 \_\_\_\_\_ more children

## Spiral Review (1.OA.B.4, 1.OA.D.8)

2. Write a subtraction sentence you can solve by using  $9 + 7 = 16$ .

\_\_\_\_\_ - \_\_\_\_\_ = \_\_\_\_\_

3. How many fewer  are there?  
 Subtract to compare.

$7 - 5 = \underline{\quad}$   
 \_\_\_\_\_ fewer

