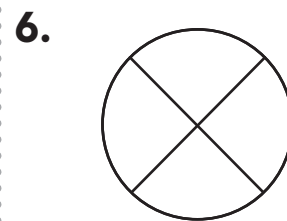

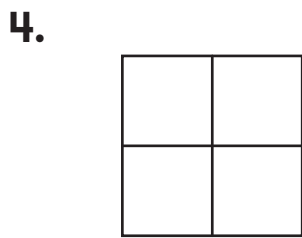
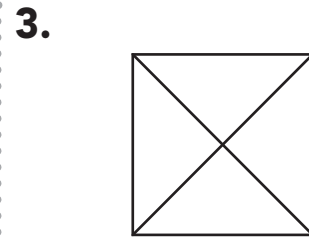
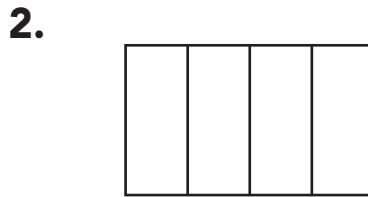



Fourths



COMMON CORE STANDARD—1.G.A.3
Reason with shapes and their attributes.

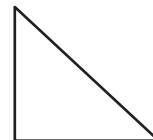
Circle the shapes that show fourths.



Problem Solving

Solve.

7. Chad drew a picture to show a quarter of a circle. Which shape did Chad draw? Circle it.

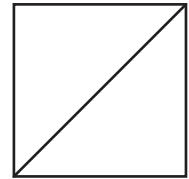


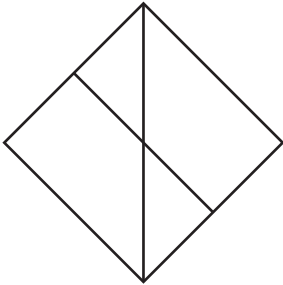


8. **WRITE** Math Draw two squares. Draw lines to show fourths. Color a fourth of the first square. Color the second square to show a whole.



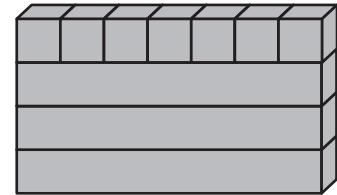
Lesson Check (1.G.A.3)

1. Circle the shape that shows fourths.



Spiral Review (1.MD.C.4, 1.G.A.2)

2. What shapes did Leila use to build the wall? Circle the shapes she used.



3. Use the graph to answer the question. How many fewer children answered **yes** than **no**?

		Do You Have a Pet?						
Answer	yes	<input type="radio"/>	<input type="radio"/>	<input type="radio"/>	<input type="radio"/>			
	no	<input type="radio"/>	<input type="radio"/>	<input type="radio"/>	<input type="radio"/>	<input type="radio"/>	<input type="radio"/>	
		Number of Children						

_____ fewer children