

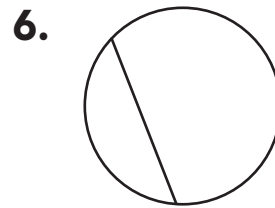
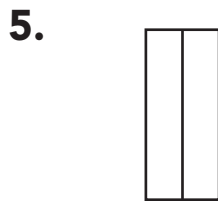
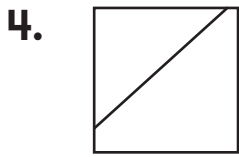
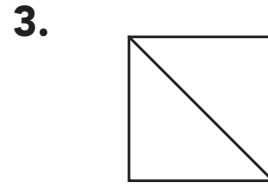
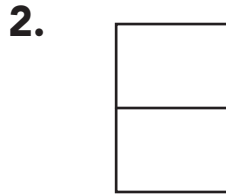

Name \_\_\_\_\_

# Halves



COMMON CORE STANDARD—1.G.A.3  
Reason with shapes and their attributes.

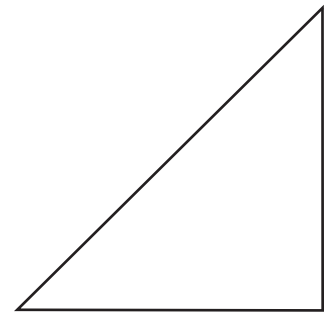
Circle the shapes that show halves.



## Problem Solving

Draw or write to solve.

7. Kate cut a square into equal shares. She traced one of the parts. Write **half of** or **halves** to name the part.



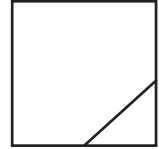

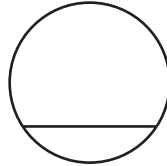
\_\_\_\_\_ a square

8. Draw a circle and separate it into halves. Color each half a different color.



## Lesson Check (1.G.A.3)

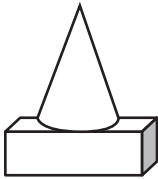
1. Circle the shape that shows halves.



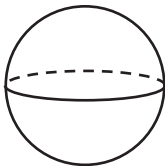
## Spiral Review (1.G.A.1, 1.G.A.2)



2. Circle the new shape you can make.

Combine  and .



3. Circle the shape that has both flat and curved surfaces.



4. How many  do you use to make a ?  
Draw to show your answer.

\_\_\_\_\_  make a .