

Name _____

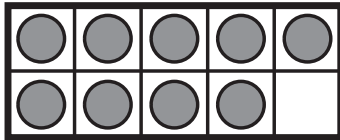
Use 10 to Subtract

COMMON CORE STANDARD—1.OA.C.6
Add and subtract within 20.

Use ● and ten frames. Make a ten to subtract. Draw to show your work.

1.

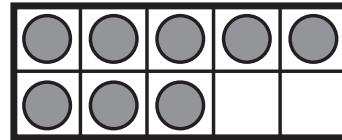
$12 - 9 = \underline{\quad?}$



$12 - 9 = \underline{\quad}$

2.

$12 - 8 = \underline{\quad?}$

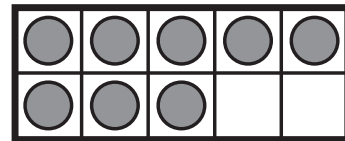


$12 - 8 = \underline{\quad}$


Problem Solving 

Solve. Use the ten frames to make a ten to help you subtract.

3. Marta has 15 stickers.
8 are blue and the rest are red.
How many stickers are red?

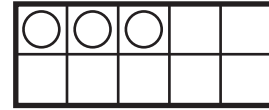
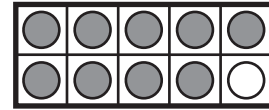


_____ stickers

4.  Draw ten frames and counters to show how to solve $18 - 9 = \underline{\quad}$.

Lesson Check (1.OA.C.6)

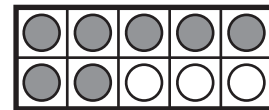
1. Look at the model. Write the subtraction sentence that the model shows.



$$\underline{\quad} - \underline{\quad} = \underline{\quad}$$

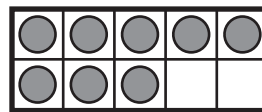
Spiral Review (1.OA.C.6)

2. What number sentence does this model show?



$$\underline{\quad} \bigcirc \underline{\quad} \bigcirc \underline{\quad}$$

3. This ten frame shows $5 + 8$. Draw to make ten. Then write the new fact.



$$\begin{array}{r} \square \\ + \square \\ \hline \square \end{array}$$