


Name _____

Make Ten and OnesCOMMON CORE STANDARD—1.NBT.B.2b
Understand place value.

Use . Make groups of ten and ones. Draw your work. Write how many.

1.

14

fourteen

___ ten ___ ones

2.

12

twelve

___ ten ___ ones

3.

15

fifteen

___ ten ___ ones

4.

18


eighteen

___ ten ___ ones

Problem Solving

Solve.

5. Tina thinks of a number that has 3 ones and 1 ten. What is the number? _____

6.  **WRITE** Math Choose a number from 11 to 19. Write the number and number word. Use words and pictures to show how many tens and ones.

Lesson Check (1.NBT.B.2b)

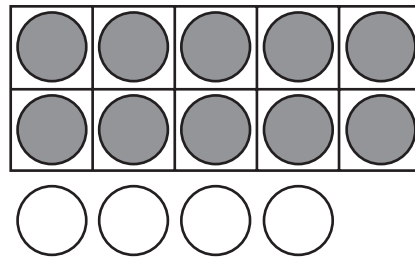
1. How many tens and ones make 17?
Write the numbers.

_____ ten _____ ones



Spiral Review (1.OA.A.1, 1.OA.C.6)

2. Use the model. Write the addition sentence. What number sentence does this model show?



_____ + _____ = _____

-
3. Choose a way to solve.
Draw or write to explain.
Ben has 17 books. He gives some away. He has 8 left.
How many books does he give away?

_____ books