



Name _____

Model, Read, and Write Numbers from 100 to 110



COMMON CORE STANDARDS—1.NBT.A.1
Understand place value.

Use   to show the number.
Write the number.

1. 10 tens and
6 more

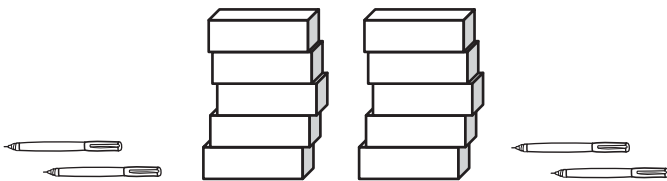
2. 10 tens and
1 more

3. 10 tens and
10 more


Problem Solving




4. Solve to find the number of pens.




THINK

 = 1 pen

 = 10 pens

There are _____ pens.

5.  Choose a number from 101 to 110. Write it.
Draw a picture to show it as 10 tens and more.

Lesson Check (1.NBT.A.1)

1. What number does the model show?
Write the number.



Spiral Review (1.OA.A.1)

2. Show taking from. Circle the part you take from the group.
Then cross it out.
Write the difference.



$$4 - 3 = \underline{\quad}$$

3. Use the model to solve. Ken has 8 toy trains. Ron has 3 toy trains.
How many fewer toy trains does Ron have than Ken?

