

Name _____

Make a Nonstandard Measuring Tool



COMMON CORE STANDARD—1.MD.A.2
Measure lengths indirectly and by iterating length units.


Use the measuring tool you made.
Measure real objects.

1.



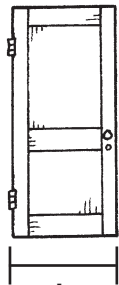
about _____ 

2.



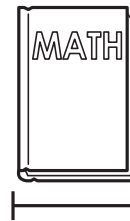
about _____ 

3.



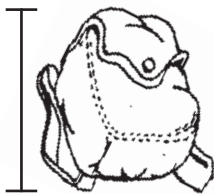
about _____ 

4.



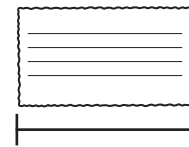
about _____ 

5.



about _____ 

6.





about _____ 

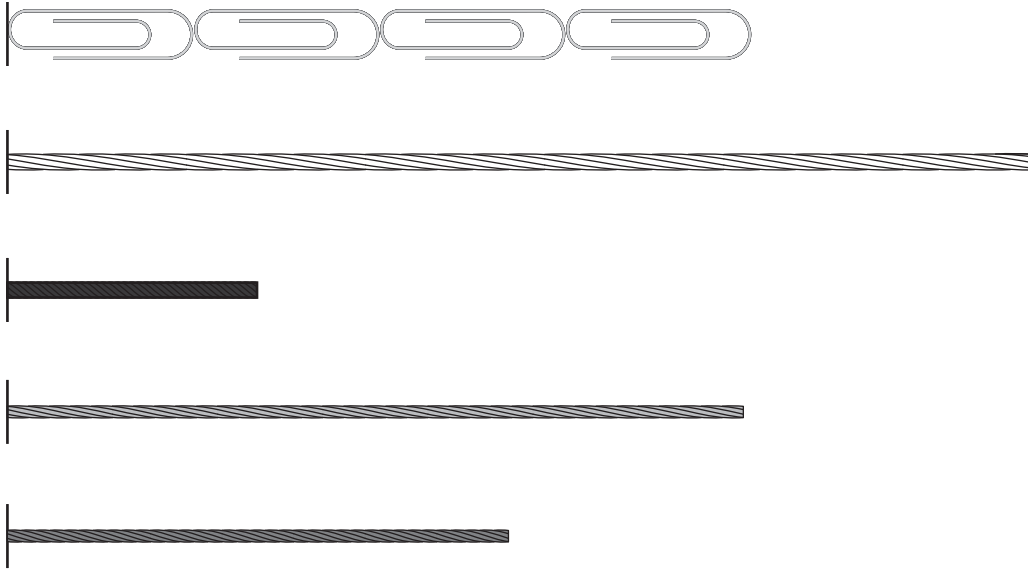
7.



Math Use words or pictures to explain how to measure a table using a paper clip measuring tool.

Lesson Check (1.MD.A.2)

1. Use the  below. Circle the string that is about 4  long.



Spiral Review (1.OA.A.1, 1.NBT.B.3)

2. Ty crosses out the number cards that are greater than 38 and less than 34. What numbers are left?



_____ and _____

-
3. There are 12 books. 4 books are large. The rest are small. Write a number sentence that shows how to find the number of small books.

$$\underline{\quad} - \underline{\quad} = \underline{\quad}$$