


Chapter 12 Extra Practice

Lessons 12.1 – 12.2

Use  to trace each straight side.

Use  to circle each vertex.




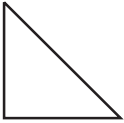
Write the number of sides and vertices.

1.  _____ sides
 _____ vertices

2.  _____ sides
 _____ vertices

Lessons 12.3 – 12.4

Circle the two shapes that can combine to make the shape on the left.

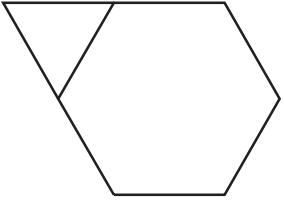




1.    

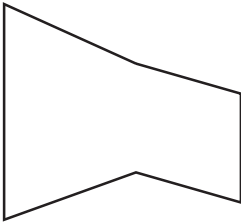




Lesson 12.6

Use two pattern blocks to make the shape.

Draw a line to show your model.

Circle the blocks you use.


1.     

2.     

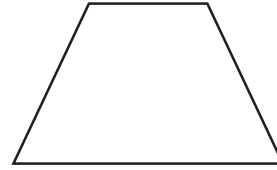
Lesson 12.7

Draw a line to show the parts.

1. Show 2 .



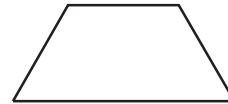
2. Show 2 .



3. Show 2 .

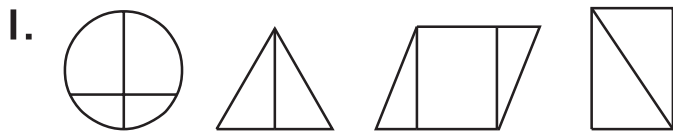


4. Show 3 .



Lesson 12.8

Color the shapes that show unequal shares.



Lessons 12.9 – 12.10

Circle the shapes that show fourths.

