

Chapter 4 Extra Practice

Lesson 4.1 (pp. 153–156)

Count back 1, 2, or 3.

Write the difference.

1. $10 - 3 = \underline{\quad}$

2. $\underline{\quad} = 11 - 3$

3. $9 - 2 = \underline{\quad}$

4. $\underline{\quad} = 6 - 1$

5. $\underline{\quad} = 4 - 2$

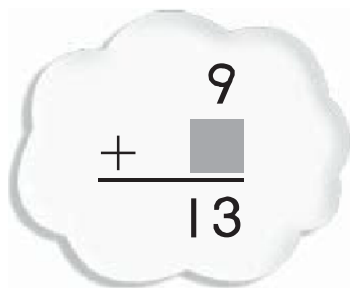
6. $8 - 3 = \underline{\quad}$

Lesson 4.2 - 4.3 (pp. 157–163)

Think of an addition fact to help you subtract.

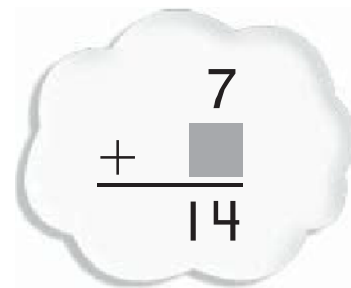
1.

$$\begin{array}{r} 13 \\ - 9 \\ \hline \end{array}$$


$$\begin{array}{r} 9 \\ + \square \\ \hline 13 \end{array}$$

2.

$$\begin{array}{r} 14 \\ - 7 \\ \hline \end{array}$$


$$\begin{array}{r} 7 \\ + \square \\ \hline 14 \end{array}$$

3.

$$\begin{array}{r} 14 \\ - 5 \\ \hline \end{array}$$

4.

$$\begin{array}{r} 5 \\ - 4 \\ \hline \end{array}$$

5.

$$\begin{array}{r} 12 \\ - 9 \\ \hline \end{array}$$


6.

$$\begin{array}{r} 13 \\ - 6 \\ \hline \end{array}$$

7.


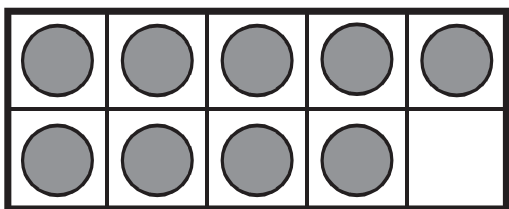
$$\begin{array}{r} 15 \\ - 8 \\ \hline \end{array}$$

Lesson 4.4 (pp.165–168)

Use  and ten frames.
Make a ten to subtract.
Draw to show your work.

1.


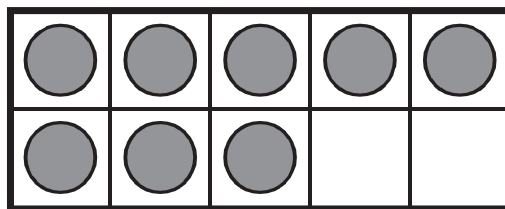
$16 - 9 = \underline{\quad ? \quad}$



$16 - 9 = \underline{\quad}$

2.

13 - 8 = ?



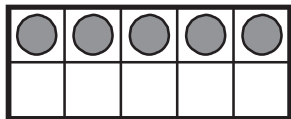
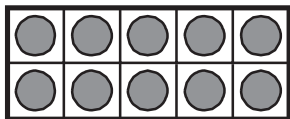
$13 - 8 = \underline{\quad}$

Lesson 4.5 (pp. 169–172)

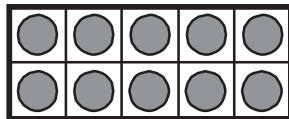
Subtract.

I. What is $15 - 7$?

Step 1



Step 2



So, $15 - 7 = \underline{\hspace{1cm}}$.