

# Chapter 6 Extra Practice

## Lesson 6.1 (pp. 241–244)

Use a Counting Chart. Count forward.

Write the numbers.

1. 32, \_\_\_\_\_, \_\_\_\_\_, \_\_\_\_\_, \_\_\_\_\_, \_\_\_\_\_, \_\_\_\_\_, \_\_\_\_\_, \_\_\_\_\_

2. 94, \_\_\_\_\_, \_\_\_\_\_, \_\_\_\_\_, \_\_\_\_\_, \_\_\_\_\_, \_\_\_\_\_, \_\_\_\_\_, \_\_\_\_\_

## Lesson 6.2 (pp. 245–248)

Use a Counting Chart. Count by tens.

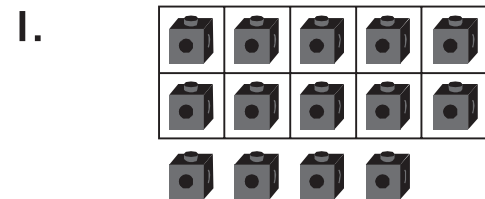
Write the numbers.

1. 33, \_\_\_\_\_, \_\_\_\_\_, \_\_\_\_\_, \_\_\_\_\_, \_\_\_\_\_, \_\_\_\_\_, \_\_\_\_\_, \_\_\_\_\_

2. 11, \_\_\_\_\_, \_\_\_\_\_, \_\_\_\_\_, \_\_\_\_\_, \_\_\_\_\_, \_\_\_\_\_, \_\_\_\_\_, \_\_\_\_\_

## Lesson 6.3 (pp. 249 – 252)

Use the model. Write the number three different ways.



\_\_\_\_\_ ten \_\_\_\_\_ ones

\_\_\_\_\_ + \_\_\_\_\_

\_\_\_\_\_

## Lessons 6.4 (pp. 253–256)

Use . Make groups of ten and ones.  
Draw your work. Write how many.

17  
seventeen

\_\_\_\_\_ ten \_\_\_\_\_ ones

**Lesson 6.5** (pp. 257–259) . . . . .

Use . Make groups of ten.

Write the tens and ones.

1. 70 ones

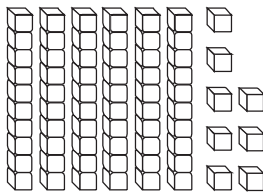
\_\_\_\_\_ tens \_\_\_\_\_ ones

\_\_\_\_\_ tens = \_\_\_\_\_ seventy

**Lessons 6.6 - 6.7** (pp. 261–268) . . . . .

Write the numbers.

1.




\_\_\_\_\_ tens = \_\_\_\_\_ ones = \_\_\_\_\_

**Lessons 6.9 - 6.10** (pp. 273–280) . . . . .

Use   to model the number.


Write the number.

1.




\_\_\_\_\_

2.




\_\_\_\_\_

3.




\_\_\_\_\_

4.




\_\_\_\_\_

5.



\_\_\_\_\_

6.



\_\_\_\_\_